

郊區守則

Countryside Code



海岸守則

Marine Code



觀賞雀鳥守則

DOs & DON'Ts for Bird Watching



觀賞昆蟲守則

DOs & DON'Ts for Insect Watching



觀賞蝴蝶守則

DOs & DON'Ts for Butterfly Watching



觀賞哺乳類動物守則

DOs & DON'Ts for Mammal Watching



觀賞猴子守則

DOs & DON'Ts for Monkey Watching



參觀戰時遺跡守則

DOs & DON'Ts for War Relic Visiting



觀賞海豚守則

DOs & DON'Ts for Dophin Watching



HINTS

自然

導

FOR



賞

NATURE



約

APPRECIATION

章



漁農自然護理署
Agriculture, Fisheries and
Conservation Department



全港第一本互動自然導賞手冊

The first inter-active nature appreciation
handbook of Hong Kong

「紅屋」是一座近百年歷史的建築物，位於港島鰂魚涌柏架山道，與市區只是咫尺之隔。這紅磚屋座落於山林間，附近的動植物種類繁多，是一個學習野生動植物的理想地點。《從紅屋開始》帶領你欣賞四周，進入美妙的自然世界。



從紅屋開始

The Joy of Nature Appreciation

ISBN 988-201-620-0

\$38

"Woodside" along Mount Parker Road is a century-old historic building. It is just a stone's throw from where we live. This pretty red-brick house sits in a woodland, which supports many birds, insects and wildlife. It is an ideal spot to observe wild flora and fauna. "The Joy of Nature Appreciation" takes you to the wonderful world of nature appreciation.

**減少產生廢物
及
請將垃圾帶走**

**Reduce Waste
&
Bring your litter home!**





自然導賞 約章

for Nature Appreciation *Hints*

警方提供之遠足旅行保安指引


遠足旅行時，市民應緊記：－

- 切勿攜帶大量現金及貴重財物；同時亦應減少攜帶信用卡的數目，所攜帶的信用卡，以信貸額較低及沒有提款功能為宜；
- 最好與多位朋友結伴同行；
- 出發前，將你的行程通知朋友或家人，同時亦須告知他們完成行程大約所需時間；或可相約於完成遠足旅行之後致電給他們；
- 應帶備詳細地圖；
- 帶備手提電話以應付不時之需；
- 記錄手提電話的序號及型號。若有多人同行，可將其中一部手提電話關掉，放在背囊內；
- 遇見可疑人物，應立刻報案；
- 若不幸遇劫，應保持鎮定。為免性命受到不必要的傷害，切記不要反抗，並應順從匪徒的指示；
- 留意匪徒的逃走方向、外貌、膚色、服飾、口音及其他特徵，以便日後協助警方認出匪徒。



INTRODUCTION

Nature appreciation is a pleasant experience but some good preparatory work will ensure you an enjoyable and safe trip.

1. Wear appropriate clothes, shoes and hats. Long sleeves shirts and trousers could prevent from being scratched by dense vegetation.
 2. It is always advisable to bring along field study guides, checklists and notebooks for identification and record purposes.
 3. Read relevant books before each trip. "Eyes On Nature" field study guides published by the Friends of the Country Parks provide lots of interesting and useful information.
 4. You should plan your route carefully. Leave details of your route and return time with someone, to raise alarm if you do not come back.
 5. Always take a Countryside Series map, a compass, ample amount of water, food, a torch, and a mobile phone. Carry a basic medical kit with painkillers and bandages.
 6. If you venture off a trail, into forest or along streams, leave a marker. If you get lost or are injured, the trail marker will indicate your whereabouts. Overgrown paths are slow and can be dangerous. If you meet one, it is often quicker and safer to go back and find another route.
 7. If in trouble --- always stop. Slowly assess your situation, and then make a reasoned decision. If you must telephone - or hike out - for help, always record the nearest Distance Post. Spaced about 500 meters apart, with number like "H056", these marker posts allow rescuers to reach exact positions effectively and quickly.
- 

COUNTRYSIDE CODE

1. Respect villagers and do not damage their private properties, crops and livestock.
2. Do not vandal natural features.
3. Do not light fire except in barbecue areas and camp sites.
4. Do not pollute water.
5. Do not leave litter.
6. Do not destroy vegetation, wildlife and their living environment.
7. Protect countryside and preserve the natural landscapes.
8. Respect other visitors and keep the noise down.


鹿頸 Luk Keng

香港茶 Hong Kong Camellia



1. Do not dig up the sand and rubbles.
2. Do not overturn stones and boulders.
3. Do not hurt or disturb any marine wild life.
4. Do not collect any live or dead specimens.
5. Do not litter.
6. Do not deploy gillnets and fish traps within coral areas.
7. Do not pollute water bodies.
8. Do not anchor in coral areas.
9. Do not stand on the corals.
10. For novice divers, master proper buoyancy before visiting coral areas.
11. Respect our marine environment.

東平洲 Tung Ping Chau



鹿角珊瑚 *Acropora* sp.



小月柳珊瑚 *Menella* sp.

DOs & DON'Ts for Bird Watching

1. Walk lightly and talk softly while moving around in the forest so as not to disturb the birds.
2. When encountering birds, note carefully their shape, colour, behaviour and calls first. Check field guides afterwards. This would strengthen the visual image in your mind and improve identification skills.
3. Don't chase birds around simply because you want to see them. Birds do deserve a peaceful life.
4. Don't throw stones or take other improper actions to force birds to move and show themselves.
5. Don't get too close if you find bird nests. Frightened birds will abandon their nests even if there are eggs.
6. Don't hunt birds nor pick up eggs. Both are illegal and you would be liable to prosecution.
7. Don't worry if you don't record many species. Seeing a few common birds is already the joy of life.

普通翠鳥 Common Kingfisher



DOs & DON'Ts for Insect Watching

1. Keep watching out for bees and wasps nests. Many insects give off irritating chemicals (e.g. bugs) or stinging reactions (e.g. bees and wasps) when touched. Avoid handling insects and their nests as they are protected by adults that may bite or sting you.
2. Wear long-sleeved clothes and trousers or put on insect repellent to avoid insect bites.
3. Don't take away any insect from the natural environment, no matter it is alive (it has the right to survive) or dead (it is nutrient sources of other plants and animals).
4. Don't disturb wildlife - all creatures, no matter small or ugly, have a role in ecosystem and should be respected. Don't squash or hit any wildlife (including insect and snake!) just because of their unpleasing appearances or mild disturbances to us.
5. Don't interfere with natural structures made by wildlife - spider webs, termite nests, bird nests, etc. are structures essential to their survival. They deserve preservation in the natural settings.

赤褐灰蜻 *Orthetrum pruinosum neglectum*



DOs & DON'Ts for Butterfly Watching

1. Do wear clothes with a colour combination that merge peacefully with the natural environment and you can get closer to butterflies for observation.
2. Do bring along a pocket butterflies field guide for identification as you have many chances to encounter butterflies in the wild.
3. Blooming under sunlight is an ideal place for butterfly observation. Some interesting species may also be found in woods, streamside and upland.
4. Don't collect or disturb any butterflies including their eggs, larvae and pupae.
5. Don't step on or damage vegetation while you are watching butterflies, please conserve their natural habitat.
6. Don't approach or disturb butterfly aggregate in fall and winter, let them stay over winter quietly.
7. Don't just focus on searching rare species. Observation of their behavior, even a common species, is also a valuable ecological record.

紅斑翠蛱蝶 Gaudy Baron



DOs & DON'Ts for Mammal Watching

1. Don't purposely disturb animals when searching for them, as they may never return to an area for others to enjoy.
2. Look for the correct species at the correct time, many are nocturnal and are best seen at dawn or dusk.
3. Occasionally spend a moment in silence listening for the tell-tale sounds of nearby animals.
4. Only move quietly and slowly when searching for, or watching wildlife or you will frighten animals into flight or hiding.
5. Stick to small groups if you want to find wildlife, 3-4 people move much more quietly than a large group.
6. Look for wildlife off the main paths, along side routes and small trails.

鼬獾 Chinese ferret badger

嘉道理農場暨植物園 Kadoorie Farm & Botanic Garden



DOs & DON'Ts for Monkey Watching

1. Appreciate the behaviours of macaques and their foraging skill.
2. Observe their differences in body shape and fur colour in different seasons of a year.
3. Notice their group activities, like grooming.
4. Observe how mother macaques take care of their babies.
5. Appreciate the relationship of macaques and their environment, and understand the role of the macaques in a forest habitat.
6. Don't feed macaques. They can obtain food from the forest.
7. Don't throw food or objects at macaques.
8. Don't disturb or tease macaques. They may attack you.
9. Don't approach macaques. Keep children away from them, especially baby macaques.
10. Don't make loud noises. Loud noises confuse macaques.



長尾獼猴 Longtailed macaque

DOs & DON'Ts for War Relic Visiting


1. Respect the relics you come across. These may be the spots where some people met their death.
2. Don't deface or destroy any object you encounter.
3. Don't force open the doors of the pillboxes, shelters or bunkers if they are locked. This will only further damage the structures.
4. Don't take away anything from the sites.
5. Don't venture into unstable tunnels and ruins - especially after rain. Some of the sites may have been abandoned for more than half a century.
6. Avoid unnecessary dangerous situation.

松林炮台的兩處炮床 The two gun emplacements at Pinewood Battery

高添強 T.K. Ko

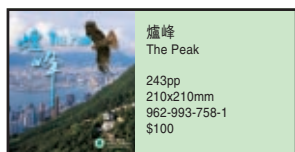
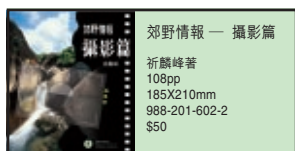


DOs & DON'Ts for Dolphin Watching

1. General Rule: Always look from a distance, do not seek to contact, touch, feed or harm dolphins in the wild.
 2. When dolphins are sighted, maintain forward progress at a steady and low speed or stop the vessel. Never change the boating course suddenly or cut across the animals' direction of travel.
 3. Only one dolphin watching vessel should be within 500 metres of a group of dolphins at any one time. Other dolphin watching vessels should wait outside this area if they want to pursue the same group of dolphins.
 4. When approaching dolphins, always parallel the dolphins' course at low speed. Never approach dolphins head on; only approach them at an angle from the side. Never change direction suddenly or conduct reverse throttling.
 5. Never separate mothers and calves. Do not chase the dolphins. Do not force them to swim towards vessels, fishing nets, or the shore.
 6. When observing dolphins, reduce speed to less than 5 knots. Do not approach the dolphins closer than 50 metres.
 7. Limit your observation time to 15 minutes or less to avoid excessive stress to the animals due to prolonged exposure to one or more vessels. Always depart the dolphins from the side with a steady and low speed.
 8. During traveling, if dolphins approach within 100 metres of your vessel, the boater should pay attention and maintain the set course at a low speed until the dolphins are more than 100 metres away.
 9. When observing dolphins that are following pair trawlers, the following need to be observed:
 - The position of the dolphin watching vessel relative to the marker buoy of the trawl net should change as slowly as possible.
 - Do not move away immediately at high speed after the trawlers have hauled up the net. Move away from the area at low speed very cautiously and only after the dolphins have dispersed.
 10. Respect the dolphins and let them choose to approach or leave. If a group of dolphins is difficult to observe and elusive, leave them alone and try to find a more cooperative group.
- 

放眼大自然 2002-03 系列

Eyes on Nature 2002-03 series



出版者：郊野公園之友會 / 天地圖書有限公司

Publisher: Friends of the Country Parks / Cosmos Books Ltd.

放眼大自然 2002-03 系列

Eyes on Nature 2002-03 series




海岸情報 — 珊瑚篇
Hong Kong Reef-building Corals

108pp
210x185mm
962-993-756-5
\$60



海岸情報 — 公園篇
Knowing Hong Kong Marine Parks

152pp
120x190mm
962-993-755-7
\$60



認識拉姆薩爾濕地
Knowing Ramsar Wetland

108pp
210x185mm
962-993-742-5
\$50



生態日記
Eco-diary

110pp
A5
962-993-749-2
\$50



西貢自然美
Natural Wonders of Sai Kung

120pp
210x185mm
962-993-747-6
\$50



魚魚得水
Freshwater Fish in Hong Kong

76pp
A5
962-993-743-3
\$38



夜行一族 —
哺乳類動物情報
Mammals of Tai Po Kau Nature Reserve

40pp
A5
962-993-744-1
\$38



中華白海豚
Chinese White Dolphin

30pp
A5
962-85401-4-9
\$38



穿村 — 鄉郊歷史、
傳聞與鄉情

217pp
A5
962-993-713-1
\$70



香港飛色 I — 雀鳥篇
Hong Kong Flying Colours Birds

113pp
A5
962-86149-8-3
\$50



香港飛色 II — 蝴蝶篇
Hong Kong Flying Colours Butterflies

110pp
A5
962-993-748-4
\$50



香港飛色 III — 蜻蜓篇
Hong Kong Flying Colours Dragonflies

112pp
A5
962-86149-0-8
\$50



自然學家
《瀕危動植物》

44pp
210x297mm
962-993-709-3
\$60



七色花環

潘明珠著 鄧美心圖
36pp
210x286mm
988-201-609-X
\$38



八哥的新朋友

潘明珠著 鄧美心圖
36pp
210x286mm
988-201-608-1
\$38



樹的家族

潘明珠著 鄧美心圖
36pp
210x286mm
988-201-607-3
\$38

出版者：郊野公園之友會 / 天地圖書有限公司

Publisher: Friends of the Country Parks / Cosmos Books Ltd.

輔助資料 USEFUL CONTACT INFORMATION

漁農自然護理署

Agriculture, Fisheries and Conservation Department

網址 Website: <http://www.afcd.gov.hk>

郊野公園之友會

Friends of the Country Parks

網址 Website: <http://www.focp.org.hk>

香港地球之友

Friends of the Earth (HK)

網址 Website: <http://www.foe.org.hk>

綠色力量

Green Power

網址 Website: <http://www.greenpower.org.hk>

香港觀鳥會

Hong Kong Bird Watching Society

網址 Website: <http://www.hkbws.org.hk>

香港鱗翅目學會

Hong Kong Lepidopterists' Society

網址 Website: <http://www.hkls.org>

香港海洋環境保護協會

Hong Kong Marine Conservation Society

網址 Website: <http://www.hkmcs.org>

嘉道理農場暨植物園

Kadoorie Farm & Botanic Garden

網址 Website: <http://www.kfbg.org.hk>

長春社

The Conservancy Association

網址 Website: <http://www.conservancy.org.hk>

世界自然(香港)基金會

World Wide Fund For Nature Hong Kong

網址 Website: <http://www.wwf.org.hk>