



漁農自然護理署

植物及除害劑監理科

**Agriculture, Fisheries and Conservation Department**

**Plant and Pesticides Regulatory Division**

# **A GUIDE TO LABELLING OF PESTICIDES**

**August 2017**



### Table of Contents

DISCLAIMER.....	1
A GUIDE TO LABELLING OF PESTICIDES .....	1
A. WARNING WORDS AND EXPRESSIONS .....	2
B. IDENTIFICATION OF THE CONTENT.....	2
C. DIRECTIONS FOR USE .....	2
Examples .....	2
D. HAZARD STATEMENTS .....	3
E. PRECAUTIONARY STATEMENTS .....	4
Examples for aerosol spray and liquid spray .....	4
For aerosol spray .....	4
For liquid spray.....	4
Examples for bait.....	5
For gel bait.....	5
Examples for mosquito coil/mat/liquid vapouriser.....	6
Examples for moth repellent.....	6
Examples for insecticide fumigator .....	6
Examples for agricultural/horticultural pesticides and pesticides used for public health/structural pest control.....	7
For pesticides used for public health/structural pest control .....	8
Examples for anti-fouling paint .....	8
Examples for mosquito repellent .....	8
Examples for pesticides used for clothing treatment.....	9
Examples for all pesticide formulations .....	9
F. PRECAUTIONARY STATEMENTS FOR ENVIRONMENTAL HAZARDS .....	10
Examples .....	10
G. PRECAUTIONARY STATEMENTS FOR PHYSICAL HAZARDS .....	11
Examples for aerosol spray.....	11
Examples for all pesticide formulations .....	11
H. PRECAUTIONARY STATEMENTS FOR HEALTH HAZARDS.....	12
Examples .....	12
I. ANTIDOTE AND FIRST AID INSTRUCTIONS .....	12
Examples .....	12
J. STORAGE AND DISPOSAL.....	12
Examples for aerosol spray.....	12
Examples for agricultural/horticultural pesticides.....	13
Examples for all pesticide formulations .....	13
K. AVOID MISLEADING STATEMENTS OR CLAIMS.....	13
L. STYLE AND FORMAT OF TEXT .....	14
M. USE OF COLOUR .....	14
N. OTHER INFORMATION.....	14
O. ENQUIRIES .....	15



漁農自然護理署  
植物及除害劑監理科  
**Agriculture, Fisheries and Conservation Department**  
**Plant and Pesticides Regulatory Division**

<b>REFERENCES .....</b>	<b>16</b>
<b>APPENDIX 1 .....</b>	<b>17</b>
<b>REGULATION 12 OF THE PESTICIDES REGULATIONS (CAP. 133A)</b>	
<b>APPENDIX 2A.....</b>	<b>18</b>
<b>AN EXAMPLE OF A (PART I) PESTICIDE LABEL 第 I 部除害劑標籤樣本</b>	
<b>APPENDIX 2B.....</b>	<b>19</b>
<b>AN EXAMPLE OF A (PART II) PESTICIDE LABEL 第 II 部除害劑標籤樣本</b>	
<b>APPENDIX 3 .....</b>	<b>20</b>
<b>THE FORMULATION CODING 劑型代號</b>	
<b>APPENDIX 4 .....</b>	<b>22</b>
<b>GLOBALLY HARMONIZED SYSTEM OF CLASSIFICATION AND LABELLING (GHS)HAZARD SYMBOLS RECOMMENDED BY FAO</b>	
<b>APPENDIX 5 .....</b>	<b>23</b>
<b>PRECAUTIONARY PICTOGRAMS</b>	



漁農自然護理署  
植物及除害劑監理科

**Agriculture, Fisheries and Conservation Department**  
**Plant and Pesticides Regulatory Division**

## **DISCLAIMER**

This Guide is for general reference only. No assurance is given as to its completeness or accuracy. Pesticide licensees are required to comply with the legal requirements as set out in the Pesticides Ordinance (Cap. 133) and its subsidiary legislation, including the Pesticides Regulations (Cap. 133A) (the “Legislation”). Compliance with this Guide does not in itself absolve a pesticide licensee from compliance with, or discharge its obligations and liability under or arising in respect of, the Legislation, other applicable Hong Kong legislation or any common law duty of care owed to third parties.

The guidelines and examples given are by no means exhaustive. Pesticide licensees are advised to ensure that they label their products adequately and clearly, including as a minimum standard in a manner compliant with the Legislation, so as to facilitate their products’ safe handling and use and to minimise the risk of damage and injury resulting from their misuse. Information additional to that required by the Legislation may be appropriate in some circumstances.

## **A GUIDE TO LABELLING OF PESTICIDES**

Pesticides destined for retail sale or supply in Hong Kong must be labelled clearly and distinctly with the particulars required by the Legislation in both Chinese and English. The legal requirements for the labelling of pesticides are laid down in Regulation 12 of the Pesticides Regulations (Cap. 133A) as shown at Appendix 1. Pesticide licensees are responsible for ensuring all these requirements are met in the labels of their pesticide products.

Some recommendations specified in the *Guidelines on Good Labelling Practice for Pesticides* published by the Food and Agriculture Organization (FAO) of the United Nations have also been incorporated into this Guide, providing a valuable source of reference for pesticide licensees to prepare their pesticide labels.

Information on directions for use, safety precautions, first aid instructions and warning phrases are based on the knowledge of the pesticide, its formulation, uses, toxicity and other potential hazards. Licensees should obtain from all sources, in particular, from the manufacturers, the aforesaid information and furnish it on the labels. Taking into account of any latest development of pesticides and society’s rising expectation for safety standards, the licensees should ensure that the instructions on labels are adequate in the circumstances.

The following guidelines along with two examples of pesticide labels in Appendix 2 aim to assist pesticide licensees in preparing informative labels for the safe and effective use of the pesticide products. For some pesticide products of popular formulations, additional examples on precautionary measures, storage and disposal are given. The licensees must ensure that the instructions on the labels are comprehensive and up-to-date and revise them as necessary. If in doubt, licensees should approach this Department for further guidance.



漁農自然護理署  
植物及除害劑監理科

**Agriculture, Fisheries and Conservation Department**  
**Plant and Pesticides Regulatory Division**

## A. Warning Words and Expressions

1. The word “POISON” and the characters “毒藥”.
2. The expression “Keep out of reach of children” and the characters “遠離孩童”.
3. The word “SYSTEMIC” if the pesticide has a systemic action.
4. Where a pesticide is exempted from the need to be labelled “POISON” and the characters “毒藥” in writing by the Director of Agriculture, Fisheries and Conservation, the label should instead carry the signal word “CAUTION” and the characters “小心”.

## B. Identification of the Content

5. Trade name, chemical name and common name, if any, by which the pesticide is known.
6. Product category (e.g. herbicide, insecticide, fungicide, rodenticide) and its use pattern (e.g. agricultural, greenhouse, outdoor, pest control operation, turf).
7. Registration number of the pesticide.
8. Composition by percentage of all the active ingredients.
9. Type of formulation - name and code. Please refer to Appendix 3 for the formulation coding.
10. Net weight or volume of the contents.

## C. Directions for Use

11. Instructions on the manner in which the pesticide is used.

### Examples:

- Intended for use by Professional Pest Control Operators.
- How to mix the product and the dilution rate.
- How to apply the product
  - Application rate of the product (e.g. how much product to be applied per unit area).
  - Apply uniformly for thorough coverage.
  - For residual spray: Spray walls and surfaces thoroughly and uniformly but do not allow runoff or dripping to occur. Do not contact treated surfaces until dry. Apply at a rate of ... (amount) per ... (unit area)
  - For space spray: Direct spray toward ceiling and upper corners of the area and behind obstructions. Apply at a rate of ... (amount) per ... (unit area) For bait: Apply ... (amount) of bait at ... (time/distance) interval. Re-apply according to remaining level of infestation or when bait is no longer visibly present.
- When to use the product, including the timing and frequency which includes the



漁農自然護理署  
植物及除害劑監理科

**Agriculture, Fisheries and Conservation Department**  
**Plant and Pesticides Regulatory Division**

maximum number of applications per use season, and when not to use it, e.g. during the flowering period of the crop.

- Where to use the product - which crops, targets, areas and where not to use it.
  - Any limitations, such as susceptible crops or varieties, weather conditions and harvest interval.
  - Statement on re-entry (the time required before re-entering a treated area).
  - Necessary application equipment.
  - Compatibility with other products, where appropriate.
  - Warning notice on phyto-toxicity and different pesticides should not be mixed in one spray solution.
  - Instructions for cleaning application equipment and PPE.
12. In the case of a pesticide to be used on food crops, the recommended minimum time interval between the last application and harvesting of the crop.

#### **D. Hazard Statements** NOTE

13. A hazard statement is a phrase assigned to a hazard class and category that describes the nature of the hazards of a pesticide product, including, where appropriate, the degree of hazard. FAO recommends using Globally Harmonized System (GHS) hazard statements on the pesticide label.

Three types of hazards are generally shown on the pesticide label:

- Physical hazards (e.g. flammability, corrosiveness)
- Health hazards (e.g. acute toxicity, chronic toxicity, eye and skin irritation)
- Environmental hazards (e.g. for aquatic organisms)

Physical hazards defined in the GHS relevant to pesticides include “flammable gases”, “flammable aerosols”, “gases under pressure”, “flammable liquids”, “flammable solids”, “self-heating substances and mixtures”, “substances and mixtures which, in contact with water, emit flammable gases”, “oxidising liquids”, “oxidising solids”, “organic peroxides” and “corrosive to metals”.

Health hazards defined in the GHS relevant to pesticides include “acute toxicity, oral”, “acute toxicity, dermal”, “acute toxicity, inhalation”, “skin corrosion/irritation”, “serious eye damage/eye irritation”, “respiratory or skin sensitisation”, “specific target organ systemic toxicity-single exposure” and “aspiration hazard”.

Environmental hazards defined in the GHS relevant to pesticides include “hazardous to the aquatic environment”.

Hazard statement and hazard symbol in Appendix 4 should be placed closely together on the pesticide label. Hazard symbol should be in the shape of a square set at a point, and should have a black symbol on a white background with a red frame. The exact



漁農自然護理署  
植物及除害劑監理科

**Agriculture, Fisheries and Conservation Department**  
**Plant and Pesticides Regulatory Division**

size of the hazard symbol pictogram will depend on the size of the pesticide container/label, but should not be less than 10 x 10 mm.

## E. Precautionary Statements

14. Precautionary statements are necessary to guide the applicator in taking proper precautions to protect humans or animals that could be exposed to pesticides. Appropriate precautionary pictograms (see Appendix 5) should also be used in addition to written instructions and precautionary statements.

Precautionary pictograms on a pesticide label visualise the main precautions that should be taken when handling, applying or storing a pesticide. They describe recommended measures that should be taken to minimise or prevent adverse effects resulting from handling, applying or storing a pesticide. They have been specifically designed for pesticide products. <sup>NOTE</sup>

The use of protective clothing and equipment should be prescribed on the label when necessary.

### Examples for aerosol spray and liquid spray:

For aerosol spray:

- Check for damage and leaks. 檢查罐身有否損壞及漏氣等情況。
- Shake well before use. 使用前搖勻。
- Make sure that users open the windows, maintain adequate ventilation and turn off the air-conditioner(s) before use. 使用前確保窗戶打開，保持空氣流通，並關掉冷氣。
- Do not spray on human beings, plants, animals, kitchen utensils and exposed food preparation areas. Remove pets, birds and cover aquariums, toys and household utensils before spraying. 不可噴灑於人畜、植物、廚具和處理食物的地方。施藥前亦須移走寵物及雀鳥，並覆蓋水族箱、玩具和家庭用具。
- Beware of spray drift. Do not inhale the aerosol. 小心噴霧，避免吸入。
- Leave the treated area at once after spraying. 使用後，須立刻離開施藥的地方。

For liquid spray:

- Do not spray on human beings, animals, kitchen utensils and exposed food preparation areas. 不可噴灑於人畜、廚具和處理食物的地方。
- Do not spray on plants (if applicable). 不可向植物噴灑 (如適用)。
- Do not apply this product in or on electrical equipment due to the possibility of shock hazards. 不可施用於電力設備內部或表面，以免觸電。

15. Aerosol pesticide products containing liquefied petroleum gas (LPG) should be stated on the label whenever possible. (Note: The Gas Safety Ordinance (Cap. 51) also applies to aerosol pesticide products containing LPG.)



漁農自然護理署  
植物及除害劑監理科

**Agriculture, Fisheries and Conservation Department**  
**Plant and Pesticides Regulatory Division**

### Examples for bait:

- Apply X grams of bait at XX metre interval. 每隔 XX 米，放置 X 克的藥餌。
- Do not apply the product on kitchen utensils or on surface where food is being prepared. 請勿在廚具或處理食物的設施表面使用此產品。
- Do not spread out the bait (for powder, pellet and gel baits). 切勿將此藥餌(指粉狀、粒狀及凝膠狀藥餌)隨處散布。
- The bait should always be placed in a tamper-resistant bait station and firmly positioned in a secure place not easily overturned. 藥餌必須放置於堅固的餌盒內，並穩妥地置於不容易被打翻的地方。
- The baits should be placed in a location inaccessible to children and pets. 藥餌應放置於孩童及寵物不能接近的地方。
- Do not place the bait in areas that are routinely washed as it may be removed. 切勿施放於經常清洗的地方，以免被洗掉。
- Do not apply the bait to areas where other pesticides have recently been sprayed. 切勿將藥餌施放於剛以其他除害劑處理的地方。
- Do not spray other pesticides on the baits. 切勿將其他除害劑噴灑於藥餌上。
- For rodenticides: Collect and dispose of dead rat/mouse immediately. 殺鼠劑：請立刻清理老鼠屍體。

### For gel bait:

- Do not treat where electrical short circuits might result or apply the bait around electrical equipment due to the possibility of shock hazards. 請勿把藥餌施用於有可能發生短路的地方或置於電力設備附近，以免觸電。
16. For Individual Package: For the sake of public safety, you should label clearly and distinctly on each pouch and each bait station or bait tray with the essential warnings and information in Chinese and English. The wordings should include, but not limited to, the followings:
- (1) The word “POISON” and the characters “毒藥”;
  - (2) The expression “KEEP OUT OF REACH OF CHILDREN” and the characters “遠離孩童”;
  - (3) Hong Kong Pesticide Registration number;
  - (4) The name and concentration of the active ingredient;
  - (5) The antidote and first-aid action to be taken in the case of poisoning; and
  - (6) The supplier’s name and address.





漁農自然護理署  
植物及除害劑監理科

**Agriculture, Fisheries and Conservation Department**  
**Plant and Pesticides Regulatory Division**

### Examples for mosquito coil/mat/liquid vapouriser:

- Use with caution to avoid fire hazards. 小心使用，慎防火災。
- Do not place in direct contact with flammable objects, materials or surfaces. 使用時，切勿靠近易燃的物品或表面。
- Do not cover the unit with cloth or other materials when it is in use. 使用時，切勿以布料或其他物料遮蓋蚊香／電蚊片機／電蚊液機。
- Place on a heat-resistant surface. 放置於耐熱的平面。
- Do not use more than ... mosquito coils in a room of ... square feet. 在.....平方呎的房間內，切勿使用超過.....片蚊香。
- Do not use in any room where people are sleeping. 睡眠時，切勿在房間使用本產品。
- Do not leave any burning coils unattended. 切勿在無人監察的情況下任由蚊香繼續燃點。
- Do not use in unventilated areas. 切勿在空氣不流通的地方使用本產品。
- Do not insert articles other than the mosquito mat/pad in the heater. 除指定蚊片外，切勿插入其他物品。
- Use only at the prescribed voltage. 只可在指定電壓下使用。
- Do not touch with wet hands. 手濕勿觸摸電蚊片機／電蚊液機。
- Do not touch the lit/glowing end. 切勿接觸已燃點的蚊香。

### Examples for moth repellent:

- For 1,4-dichlorobenzene: Do not use in plastic storage boxes or place in contact with plastic items as 1,4-dichlorobenzene may damage plastic. 1,4-二氯苯：1,4-二氯苯會對塑膠造成損壞，切勿在塑膠容器內使用或與塑膠製品接觸。

17. Mandatory statement for Naphthalene: Do not use in the vicinity of babies, pregnant women, patients and sufferers of certain conditions such as Glucose-6-phosphate dehydrogenase (G6PD) deficiency. 萘 – 必須列明以下句子：本驅蟲劑不可在某類人士所在之處或附近使用，包括嬰兒、孕婦、病人或對萘有不良反應的人士（例如：葡萄糖六磷酸去氫醇素缺乏症（又名“蠶豆症”）的患者）。

### Examples for insecticide fumigator:

- Do not place in direct contact with flammable objects, materials or surfaces. 使用時，切勿靠近易燃的物品或表面。
- Remove food, plants, pets and birds. Cover aquariums, toys, kitchen utensils and other household utensils before application. 施藥前須移走食物、植物、寵物與



漁農自然護理署  
植物及除害劑監理科

**Agriculture, Fisheries and Conservation Department**  
**Plant and Pesticides Regulatory Division**

雀鳥，並覆蓋水族箱、玩具、廚具及其他家庭用具。

- When metal comes into contact with water, heat will be generated. In order to avoid skin burns, put the metal can into a heat resistant plastic cup or other heat-proof materials during application and do not touch the hot metal container. 金屬罐浸水後會發熱。施藥時，把金屬罐放置在耐熱的膠杯或物料內，切勿觸摸罐身，以免燙傷。
- Clouds of smoke will be generated during the use of insecticide fumigator. Users should turn off all electrical appliances and smoke alarms, and inform the management office before application to avoid misunderstanding. 使用煙霧殺蟲劑時可能會產生大量煙霧，使用前應暫時關掉所有電器及煙霧警報器，並通知有關管理單位以免引起誤會。
- Humans and animals must leave the treated area before indoor treatment of insecticide fumigator. After application, adequately ventilate the treated area before re-entry. 在室內使用煙霧殺蟲劑前，所有人及動物必須離開。施藥後，應讓空氣充分流通後才再進入有關地點。

### **Examples for agricultural/horticultural pesticides and pesticides used for public health/structural pest control:**

- Only use this product in well-ventilated areas. 只可在空氣流通的地方使用本產品。
- Do not spray in a strong wind or if you expect rain to fall within the next few hours. 正吹強風或預料數小時內可能下雨，則切勿施藥。
- Unprotected persons should be kept out of the treatment site. 沒有穿着保護衣者，不可進入施工範圍。
- Do not enter or allow worker to enter into treated areas during the restricted entry interval of XX hours. 在施藥後的 XX 小時內，不可進入或讓工人再次進入施藥範圍。
- Calculate the application quantity of pesticides accurately. 準確計算除害劑使用量。
- Humans and animals must leave the treated area before indoor treatment. 在室內施藥前，所有人及動物必須離開。
- Do not apply to kitchen utensils and exposed food preparation areas. 不可向廚具和處理食物的地方施藥。
- Use separate, clearly marked sprayers for insecticides and herbicides. 用不同的噴霧器分別施放殺蟲劑及除草劑，並在噴霧器上加上明顯的標記以便易於辨別。
- Before and after application, users should ensure that warning notices in a Chinese-English bilingual version should be posted at conspicuous locations



漁農自然護理署  
植物及除害劑監理科

**Agriculture, Fisheries and Conservation Department**  
**Plant and Pesticides Regulatory Division**

within the treatment area and in its immediate vicinity within a reasonable distance. The information should include, but not limited to, the organisation name of the applicator, the terms “Poison” and “No-entry”, the common name of pesticide active ingredients, the pesticide registration number, and the date and time of application. 於施藥前後，施藥人員須確保在施藥地點及周邊合理距離範圍內的當眼位置，張貼中、英文雙語警告告示。警告告示最少應包括施藥機構名稱、“毒藥”及“不准進入”、除害劑有效成分的通用名稱、除害劑註冊編號、施藥日期及時間等。

- Do not mist/spray in the presence or vicinity of members of the public. 如有公眾在防治處理現場或附近，切勿進行施藥。

18. For Chlorfenapyr: No claims on plant protection uses shall be stated on the product label. 蟲蟎脛：產品標籤上不可聲稱可用作植物保護用途。

For pesticides used for public health/structural pest control:

- Do not use on fruit, vegetables or other feed or food crops. 切勿使用於水果、蔬菜、用作飼料或糧食的作物。

### Examples for anti-fouling paint:

- Avoid drifting of mist, do not breathe vapour or spray mist. 避免讓氣霧飄散，切勿吸入氣霧或噴霧。
- Do not apply this product in poorly ventilated areas where sparks may be generated from electrical appliances or any other sources. 在通風不良而會有電器或其他源頭產生火花的地方，切勿使用本產品。
- During application, make sure persons without protective clothing are inaccessible to the area. 施藥時，切勿讓沒有穿着保護衣的人士進入施藥範圍。
- Do not allow paint debris, detergent and dust generated during paint removal to contaminate the environment. 切勿讓清理油漆時的油漆屑、清洗液及塵埃污染環境。

### Examples for mosquito repellent:

- Avoid direct contact and prolonged inhalation by particularly pregnant women, babies, patients and persons who are sensitive to this product. 避免直接觸摸及長久吸入氣體，特別是孕婦、嬰兒、病人及對本產品敏感的人士。
- Do not apply directly on human skin or pets. 避免直接施用於人的皮膚或寵物身上。
- Children should use this product under adult supervision. 兒童須在成人指導下使用本產品。



漁農自然護理署  
植物及除害劑監理科

**Agriculture, Fisheries and Conservation Department**  
**Plant and Pesticides Regulatory Division**

19. Mandatory statement for Metofluthrin: Not to be used indoors or in enclosed spaces.  
甲氧苄氟菊酯 – 必須列明以下句子：不可於室內或密閉空間使用。

### Examples for pesticides used for clothing treatment:

- Hang outdoors to dry. Ensure that clothing is fully dried before handling, use or storage. Only outer clothing without direct contact with skin should be treated. Do not treat underwear, hats, caps or inner clothing. 直接於戶外掛起晾乾。請在衣服完全乾透後才處置、使用或貯存。只可使用於外穿的衣服或不會直接接觸皮膚的紡織品。不能用於內衣、帽子、鴨舌帽或貼身衣物。
- Only use in well-ventilated areas. 使用時要保持空氣流通。
- Wash treated clothing or textiles separately from non-treated clothing or textiles. 已經處理的衣服或紡織品要與未經處理的衣服或紡織品分開清洗。
- Do not use on clothing and fabrics for persons who are sensitive to this product. Do not use on pets or on their belongings. 避免用於對本產品敏感人士的衣服或織物。避免用於寵物身上或其物品上。
- Wear suitable protective clothing and gloves when handling. 使用時須穿上適當的保護衣及手套。
- Pre-wash the drum of washing machine before washing non-treated clothing or textile items. 洗衣機應清洗乾淨後才清潔未經處理的衣服或紡織品。
- State when clothing or textile item should be re-treated. 列明相隔多久才可再次使用本產品處理同一衣服或紡織品。
- For spray: Do not apply to clothing while it is being worn. Under no circumstances should the product be sprayed onto bare skin or clothing worn on the body. 噴灑方式：當身穿衣服時，切勿向所穿衣服施藥。絕不可向外露皮膚或身上衣服灑藥。
- For soak: Strictly follow the dilution instruction on the product label. 浸泡方式：嚴格按照產品標籤上的稀釋方法使用。

### Examples for all pesticide formulations:

- Read the label before use and follow the instructions. 使用前必須閱讀標籤，並遵照指示使用。
- Hazards to humans and animals. 對人畜有害。
- Follow the recommended application rate and avoid excessive application. 請依照建議的使用量，避免過量使用。
- Avoid prolonged and excessive inhalation. 避免長期或過量吸入。
- Harmful/toxic if swallowed, inhaled or in contact with skin. 如誤服、吸入或與



漁農自然護理署  
植物及除害劑監理科

**Agriculture, Fisheries and Conservation Department**  
**Plant and Pesticides Regulatory Division**

皮膚接觸會有害／中毒。

- Irritating to eyes, skin, respiratory system... 會刺激眼睛、皮膚、呼吸系統.....。
- Wear protective clothing and equipment (e.g. overalls, gloves, goggles, face shields, respirators, etc.) at all times when handling pesticides. 使用時須時刻穿戴保護衣及器具(例如工作服、手套、護目鏡、面罩及呼吸器等)。
- When preparing and using the pesticide, do not eat, drink or smoke. 調配或使用時不可飲食或吸煙。
- Avoid contact with mouth, skin, eyes and clothing. 避免沾及口部、皮膚、眼睛和衣服。
- Do not treat pets with this product. 不可對寵物使用本產品。
- After use, wash hands and exposed skin thoroughly. 使用後須徹底清洗雙手和外露的皮膚。
- After use, wash all protective clothing thoroughly. 使用後須徹底清洗保護衣。
- Do not use in the vicinity of pregnant women, babies, patients and persons who are sensitive to this product. 避免在某些人士所在之處或附近使用，包括孕婦、嬰兒、病人及對本產品敏感的人士。
- If someone feels unwell during or after handling or using this product, stop using it immediately and seek medical attention at once. 如本產品用後引致不適，須立即停止使用，並即時就醫。

## F. Precautionary Statements for Environmental Hazards

20. Precautionary statements to avoid contamination of the environment should be included in a label where applicable.

### Examples:

- Do not discharge unused pesticides directly into the sewerage system. 不可將未用的除害劑直接排入排污系統。
- Do not apply in or around drains. 不可施放於排水渠或其周圍。
- This product is toxic/highly toxic to fish or other aquatic life, bees, wildlife, etc. 本產品對於魚類或其他水生生物、蜜蜂、野生生物等有毒性／高度毒性。
- Do not allow drift to contact non-target plants or other organisms. 不可讓藥霧飄至非目標植物或其他生物。
- Do not apply directly to water and wetland. 不可直接施放於水源及濕地。
- Do not contaminate water by cleaning of equipment or disposal of wastes. 清洗容器或棄置廢料時，不可污染水源。
- Do not apply when bees are actively foraging. 不可在蜜蜂採蜜時施放。



漁農自然護理署  
植物及除害劑監理科

**Agriculture, Fisheries and Conservation Department**  
**Plant and Pesticides Regulatory Division**

- Do not apply when flowering weeds are present. 不可在開花雜草附近施放。

## G. Precautionary Statements for Physical Hazards

21. The words “flammable” or “highly flammable” must be stated on the label if applicable. (Note: The Dangerous Goods Ordinance (Cap. 295) also applies to pesticides.)

### Examples for aerosol spray:

- Flammable. 易燃。
- Contents under pressure. Do not puncture or incinerate the container. Exposure to temperatures above ...°C may cause bursting. 本產品貯存於壓縮氣罐內。不可刺穿或燃燒該容器。暴露於溫度高於攝氏.....度的環境可能會爆裂。
- Do not use near open flames, sparks, pilot lights, electrical outlets or heated areas. 不可在靠近明火、火花、火種、電掣或高溫的地方使用。
- Do not apply this product in or on electrical equipment due to the possibility of shock hazards. 不可施用於電力設備內部或表面，以免觸電。
- Turn off all electrical appliances before spraying. 噴藥前，須關掉所有電器。
- Only use this product in well-ventilated areas. 只可在空氣流通的地方使用本產品。
- Do not apply this product in poorly ventilated areas where sparks may be generated from electrical appliances or any other sources. 在通風不良而會有電器或其他源頭產生火花的地方，切勿使用本產品。

### Examples for all pesticide formulations:

- Do not use or store near heat or open flames. 不可在靠近高溫或明火的地方使用或貯存本產品。
- Contents under pressure. Do not puncture. 本產品貯存於壓縮氣罐內。不可刺穿。
- Exposure to temperature above ... °C may cause bursting. 本產品暴露於溫度高於攝氏.....度的環境可能會爆裂。
- Irritating to eyes, skin and respiratory system. 本產品會刺激眼睛、皮膚和呼吸系統。
- For pesticides that are incompatible with other chemicals:
  - Oxidising: Do not mix with ... 助燃：不可與.....混合。
  - Do not dilute with ... 不可用.....稀釋。
  - Contact/mix with ... liberates toxic gas. 與.....接觸／混合會釋出有毒氣體。
  - Contact/mix with ... results in intense heat/explosion/toxic gas generation.



漁農自然護理署  
植物及除害劑監理科  
**Agriculture, Fisheries and Conservation Department**  
**Plant and Pesticides Regulatory Division**

與.....接觸／混合會產生高熱／爆炸／有毒氣體。

## H. Precautionary Statements for Health Hazards <sup>NOTE</sup>

22. The appropriate precautionary statements for health hazards and risks depend on the pesticide and its formulation.

### Examples:

- Ventilate treated areas thoroughly when gas or smoke has cleared. 藥霧消散後，施藥地點的空氣須徹底流通。
- Do not apply to food or feed crops. 切勿向糧食作物或飼料作物施藥。
- Do not apply to surfaces coming into contact with food. 與食物有接觸的地方，切勿施藥。
- Do not apply later than XX days/weeks before harvest. 收成前 XX 日／星期內，切勿施藥。
- Wear protective clothing, gloves, goggles and face shields at all times when handling pesticide. 使用時須時刻穿着保護衣，並戴上手套、護目鏡及面罩。

## I. Antidote and First Aid Instructions

23. The label must indicate the antidote and outline the practical first-aid measures to be taken in the event of poisoning, intoxication or injury caused by the pesticide product.

### Examples:

- If swallowed: ..... 如誤服： .....
- If on skin: ..... 如皮膚沾上： .....
- If in eyes: ..... 如眼睛沾上： .....
- If inhaled: ..... 如吸入： .....

24. A reminder to bring along the label when seeking medical attention should also be mentioned.

## J. Storage and Disposal

25. The storage warning statements “Store under lock and key” or equivalent must be on the label for all Part II pesticides.

### Examples for aerosol spray:

- Store under cool, dry and well-ventilated conditions to prevent rusting of the container. 貯存於陰涼乾燥及空氣流通的地方，以防容器生鏽。
- Do not puncture or burn empty containers. 不可刺穿或燃燒用完的容器。



漁農自然護理署  
植物及除害劑監理科

**Agriculture, Fisheries and Conservation Department**  
**Plant and Pesticides Regulatory Division**

- Do not place or store the container under direct sunlight, near fire, heaters, electrical warmers or other heated areas (or in a place where the temperature is above ...°C). 不可將容器放置或貯存於陽光直接照射、接近明火、發熱裝置、電暖爐或其他高溫的地方(或溫度高於攝氏.....度的地方)。

### Examples for agricultural/horticultural pesticides:

- Herbicide: Store away from insecticides. 除草劑：必須與殺蟲劑分開存放。

### Examples for all pesticide formulations:

- Store away from food, drinks and feedstuffs, under lock and key. 貯存於已上鎖的地方，遠離食物、飲料及飼料。
- Always keep the pesticide in the tightly closed, original labelled container. 必須存放於緊閉及附有標籤的原裝容器內。
- Store in a cool, dry, well-ventilated place inaccessible to children and pets, under lock and key. 貯存於陰涼乾燥通風處，遠離孩童及寵物，並加以上鎖。
- Store away from direct sunlight or heat. 貯存地方必須遠離陽光直接照射或高溫。
- Store away from other farm chemicals. 必須與其他農用化學品分開貯存。
- Triple rinse the empty container, add rinses to the sprayer for reuse, and then break and dispose of the container as standard municipal waste. 將用完的容器沖洗三次，然後將沖洗液加入噴灑器內再使用。沖洗後的容器應加以毀爛，當作一般廢物處置。
- Do not reuse or refill the container for any other purpose. 不可將容器作其他用途。
- Wrap and put in dustbin. Dispose of as standard municipal waste. 包妥後棄置於垃圾筒內，作一般廢物處置。
- Any unwanted quantity of this pesticide must be disposed of in accordance with requirements laid down in the Waste Disposal Ordinance Cap.354. 應根據香港法例第 354 章《廢物處置條例》來處理不需要的除害劑廢料。

(Note: The Waste Disposal Ordinance (Cap. 354) applies to the disposal of unwanted pesticides.)

## K. Avoid Misleading Statements or Claims NOTE

26. Certain statements or claims that are misleading, cannot be substantiated, or can easily be wrongly understood, must not be used on the label. These include, but are not limited to, the following types of statements:

- Do not use false or misleading statements concerning the composition of the





漁農自然護理署  
植物及除害劑監理科

**Agriculture, Fisheries and Conservation Department**  
**Plant and Pesticides Regulatory Division**

product.

- Do not use claims as to safety, including statements such as “safe”, “non-poisonous”, “harmless”, “non-toxic”, “environmentally friendly”, etc.
- Do not use statements comparing the risk, hazard or “safety” of the product with other pesticides or substances.
- Do not use superlatives, such as “best”, “most effective”, “superior control”, etc.
- Do not use statements that imply or suggest that the product can or will prevent or control human disease or offer health protection.
- Do not use claims that are inconsistent with the efficacy established by testing.
- Do not use statement directly or indirectly implying that the pesticide is recommended or endorsed by the government or a government agency, unless it is explicitly allowed by the competent authority.

## L. Style and Format of Text NOTE

27. It is recommended that all warnings and precautionary statements should be at least in 8-point, and that all other text should be at least in 6-point. The preferred size is 11-point.

## M. Use of Colour NOTE

28. Red colour is generally accepted as a warning colour and should be used only for hazard symbol pictograms and warning wordings such as “Poison”, “Keep out of reach of children” and “Read the label before use and follow the instructions”. For the best contrast and easy reading, the text on labels should be mainly black on a plain white background. Red should always be on a white background and never on other colours, such as yellow. To maintain a contrast, use strong colours on a neutral contrasting background, e.g.:
  - black on white
  - black on yellow
  - red on white
  - green on white
  - white on blue

## N. Other Information

29. The name and address of either the supplier (wholesaler) or the seller (retailer) must be on the label of the pesticide products. If the product is repacked in Hong Kong, then the re-packer is regarded as the supplier, if not, then the importer is the supplier.
30. Date of manufacture/repackaging, shelf-life and batch number of the pesticide product should be provided if available.
31. Telephone number and fax number should be provided if available.



漁農自然護理署  
植物及除害劑監理科

**Agriculture, Fisheries and Conservation Department**  
**Plant and Pesticides Regulatory Division**

## O. Enquiries

32. For further information or help, please contact:

Plant and Pesticides Regulatory Division

- Address: 5/F., Cheung Sha Wan Government Offices,  
303 Cheung Sha Wan Road, Kowloon, Hong Kong.
- Telephone No.: 2150 7009
- Fax No.: 2314 2622
- E-mail Address: pestlabel@afcd.gov.hk
- Website: <http://www.afcd.gov.hk>

### NOTE

Source: Food and Agriculture Organization of the United Nations, 2015, *International Code of Conduct on Pesticide Management. Guidelines on Good Labelling Practice for Pesticides.* <http://www.fao.org/agriculture/crops/core-themes/theme/pests/code/list-guide-new/en/>

Reproduced with permission

## REFERENCES

In preparing pesticide labels, licensees may refer to the guidelines published by the Food and Agriculture Organization (FAO) of the United Nations, the World Health Organization (WHO) and the United Nations Economic Commission for Europe (UNECE).

1. International Code of Conduct on Pesticide Management  
<http://www.fao.org/agriculture/crops/thematic-sitemap/theme/pests/code/en/>
2. International Code of Conduct on Pesticide Management. Guidelines on Good Labelling Practice for Pesticides. (English version only)  
<http://www.fao.org/agriculture/crops/core-themes/theme/pests/code/list-guide-new/en/>

## APPENDIX 1

### REGULATION 12 OF THE PESTICIDES REGULATIONS (CAP. 133A)

12. (1) Subject to paragraphs (2), (3), (4) and (5), a licensee shall not sell, or offer or expose for sale, or supply, either by retail or in a form ready for sale or supply by retail any registered pesticide unless there appears on the container and on every box or other covering of whatever nature enclosing the container, in a conspicuous position, a label setting forth, clearly and distinctly and not in any way obscured or obliterated, the following particulars both in English and Chinese -
- (a) the word “Poison” and the characters “毒藥”,
  - (aa) the expression “Keep out of reach of children” and the characters “遠離孩童”;
  - (ab) the registration number of the pesticide;
  - (b) the trade name, chemical name and the common name, if any, by which the pesticide is known;
  - (c) the composition by percentage of all the active ingredients of the pesticide;
  - (d) the net weight or volume of the contents;
  - (e) the word “SYSTEMIC” if the pesticide has a systemic action;
  - (f) instructions on the manner in which the pesticide is to be used together with the precautionary measures to be taken when applying the pesticide;
  - (g) in the case of a pesticide to be used on food crops, the recommended time interval between the last application and harvesting of the crop;
  - (h) the antidote and first-aid action to be taken in the case of poisoning;
  - (i) the name of the seller of the pesticide and the address at which it is sold or supplied; and
  - (j) such other particulars as the Director may require.
- (1A) Paragraph (1) shall not apply to a registered pesticide which is to be exported by a licensee to a purchaser outside Hong Kong.
- (2) The Director may in writing exempt any registered pesticide from compliance with paragraph (1)(a).
- (3) Nothing in paragraph (1) shall require the labelling of any transparent cover or any wrapper, hamper, packing case, crate or other covering used solely for the purpose of transport or delivery.
- (4) The requirements of paragraph (1)(i) shall be deemed to be satisfied in the case of a registered pesticide supplied from a warehouse or depot, if the label on the container sets out the address of the supplier’s principal place of business or in the case of a company, of the registered office of that company.
- (5) Where the names of 2 or more persons or where 2 or more addresses appear on any label, there shall also be words on the label indicating clearly which of the persons is the seller and at which of the addresses the registered pesticide is sold or supplied.

## APPENDIX 2A

### AN EXAMPLE OF A (PART I) PESTICIDE LABEL 第 I 部除害劑標籤樣本

牌子：XXX	<b>Brand Name : XXX</b>
除害劑類型：XXX	<b>Type of Pesticide : XXX</b>
使用前必須閱讀標籤，並遵照指示使用	<b>Read the label before use and follow the instructions</b>
<b>對人畜有害</b>	<b>HAZARDS TO HUMANS AND ANIMALS</b>
主治害蟲：_____	<b>Target Pest : _____</b>
_____	_____
使用方法：_____	<b>Directions for Use : _____</b>
_____	_____
注意事項：_____	<b>Precautions : _____</b>
_____	_____
存放：_____	<b>Storage : _____</b>
_____	_____
棄置容器：_____	<b>Disposal of Container : _____</b>
_____	_____
物理／健康／環境危險 (如有)：_____	<b>Physical/Health/Environmental Hazards (if any): _____</b>
_____	_____
急救方法：_____	<b>First Aid : _____</b>
_____	_____
解毒劑：_____	<b>Antidote : _____</b>
_____	_____
有效成分：_____	<b>Active Ingredients : _____</b>
_____	_____
劑型：_____	<b>Formulation : _____</b>
香港除害劑註冊編號：_____	<b>HK Pesticide Registration No.: _____</b>
淨含量(容量／重量)：_____	<b>Net Content (Volume/Weight) : _____</b>
有效日期：_____	<b>Expiry Date : _____</b>
供應商名稱及地址：_____	<b>Supplier's Name and Address : _____</b>
_____	_____
<b>毒藥 遠離孩童</b>	<b>POISON KEEP OUT OF REACH OF CHILDREN</b>

# APPENDIX 2B

## AN EXAMPLE OF A (PART II) PESTICIDE LABEL 第 II 部除害劑標籤樣本

(牌子BRAND NAME) (除害劑類型 TYPE OF PESTICIDE)  使用前必須閱讀標籤，並遵照指示使用 對人畜有害  Read the label before use and follow the instructions  Hazards to Humans and Animals 有效成分Active Ingredient: _____: _____% w/v or w/w  香港除害劑註冊編號HK Pesticide Registration No.: _____	使用方法 DIRECTIONS FOR USE: 只供.....用途，不可作其他用途 For.....use only, not for any other purposes!		
	防治對象 TARGET PEST	稀釋比率 DILUTION RATE	使用量 APPLICATION RATE
	注意事項 PRECAUTIONS 應小心遵守產品注意事項及使用方法。 The Directions for Use and Precautions of this product must be followed carefully.		
	中文(Chinese)		英文(English)
毒藥 POISON 遠離孩童 KEEP OUT OF REACH OF CHILDREN 如誤服、吸入或滲入皮膚都會有危險 Harmful if swallowed, inhaled or absorbed through skin	相容性 COMPATIBILITY		物理及健康危險 PHYSICAL AND HEALTH HAZARDS
	環境危險 ENVIRONMENTAL HAZARDS		存放 STORAGE
			棄置容器 DISPOSAL OF CONTAINER
急救方法 FIRST AID			小心鎖藏，遠離食物、飲料、飼料、孩童及動物。須存放在緊閉的有標籤原裝容器內，並置於陰涼乾燥處。必須與除草劑分開存放..... Always keep the pesticide in the original-labelled container and store in a cool, dry and safe place under lock and key and away from food, drink, feedstuffs, children and animals. Store away from herbicides...
如誤服: ..... 如皮膚沾上: ..... 如眼睛沾上: ..... 如吸入: ..... If swallowed: ..... If on skin: ..... If in eyes: ..... If inhaled: .....			除害劑用完後，將容器沖洗三次後毀爛，再作一般廢物處置。不可將容器作其他用途。清洗容器後的殘餘除害劑不可污染水源，應將其加入噴灑器內再作使用..... Triple rinse empty container, then break and dispose of as standard municipal waste. Do not re-use this container for any other purpose. Add the rinses to the spray mixture for reuse, do not pour into the waterways...
解毒劑ANTIDOTE:.....	淨含量(容量/重量) NET CONTENT(VOLUME/WEIGHT):		適當圖示 Appropriate Pictograms
送院診治時，必須帶同此標籤。 Always bring along the label when seeking medical attention.	供應商SUPPLIER: 電話TEL: 傳真 FAX: 包裝日期Repackaging Date: 有效日期Expiry Date:		

## APPENDIX 3

### THE FORMULATION CODING 劑型代號


<u>CODE</u>	<u>劑型</u>	<u>FORMULATION TYPE</u>
AB	穀粒藥餌	Grain bait
AE	氣霧劑	Aerosol dispenser
AL	無需稀釋液劑	Liquids to be applied undiluted
AS	水溶性液劑	Aqueous solution
BB	塊狀藥餌	Block bait
BR	團塊	Briquette
CK	粉筆	Chalk
CS	微膠囊懸浮劑	Capsule suspension
DC	可分散液劑	Dispersible concentrate
DP	塵粉劑	Dustable powder
DS	拌種用粉劑	Powder for dry seed treatment
EC	乳化劑	Emulsifiable concentrate
EW	水包油型乳劑	Emulsion, oil-in-water
FAP	飼料添加劑	Feed additive premix
FP	煙霧筒	Smoke cartridge
FS	種子處理用濃縮懸浮劑	Flowable concentrate for seed treatment
FT	煙霧片	Smoke tablet
FU	煙霧劑	Smoke generator
FW	煙霧丸	Smoke pellet
GB	粒狀藥餌	Granular bait
GE	凝膠狀藥餌	Gel bait
GR	粒劑	Granule
IF	浸透薄片	Impregnated film
IP	浸透紙	Impregnated paper
L	液劑	Liquid form
ME	微乳劑	Micro-emulsion
MG	微粒劑	Microgranule
OD	油懸浮劑	Oil-based suspension concentrates
OF	可流動濃縮油劑	Oil miscible flowable concentrate
OL	油劑	Oil miscible liquid
P	粉劑	Powder
PA	漿劑	Paste
PE	丸狀藥餌	Pellet bait
PR	植物桿型劑	Plant rodlet
QB	液體藥餌	Liquid bait
RB	藥餌(即用)	Bait (ready for use)
SB	碎屑藥餌	Scrap bait
SC	濃懸浮劑	Suspension concentrate (= Flowable concentrate)
SE	懸乳劑	Suspo-emulsion
SG	水溶性粒劑	Water soluble granules
SL	濃縮可溶劑	Soluble concentrate
SP	水溶性粉劑	Water soluble powder
TB	片劑	Tablet
TC	原藥	Technical material

TI	樹木注射液劑	Tree injection solution
TK	母藥	Technical concentrate
UL	超低容量液劑	Ultra low volume liquid
VP	氣體散發劑	Vapour releasing product
VPM	氣體散發劑，墊片	Vapour releasing product, mat
WG	水份散性粒劑	Water dispersible granules
WP	可濕性粉劑	Wettable powder
ZW	微膠囊懸浮—水包油型乳劑	A mixed formulation of CS and EW



## APPENDIX 4

### Globally Harmonized System of Classification and Labelling (GHS) Hazard Symbols recommended by FAO

















Source: Food and Agriculture Organization of the United Nations, 2015, *International Code of Conduct on Pesticide Management. Guidelines on Good Labelling Practice for Pesticides*. <http://www.fao.org/agriculture/crops/core-themes/theme/pests/code/list-guide-new/en/>  
Reproduced with permission.

## APPENDIX 5

### Precautionary Pictograms

Use of precautionary pictograms to reduce risks when handling, applying or storing a pesticide.

Type	Pictogram and message		
Storage pictograms	 <p>Keep locked away and out of reach of children</p>		
Activity pictograms	 <p>When handling liquid concentrate ...</p>	 <p>When handling dry concentrate ...</p>	 <p>When applying pesticide ...</p>
Advice pictograms	 <p>Wear gloves</p>	 <p>Wear eye protection</p>	 <p>Wear rubber boots</p>
	 <p>Wear protection over nose and mouth</p>	 <p>Wear respirator</p>	
	 <p>Wear overalls</p>	 <p>Wear apron</p>	 <p>Wash after use</p>
Warning pictograms	 <p>Dangerous/harmful to animals</p>	 <p>Dangerous/harmful to fish – do not contaminate lakes, rivers, ponds or streams</p>	

Source: Food and Agriculture Organization of the United Nations, 2015, *International Code of Conduct on Pesticide Management. Guidelines on Good Labelling Practice for Pesticides.*

<http://www.fao.org/agriculture/crops/core-themes/theme/pests/code/list-guide-new/en/>

Reproduced with permission.